



**ATLONA**  
Connecting technology to your world

# 1 x 3 Component Video W/Audio Distribution Amplifier AT-COMP-13AD



User Manual

Toll free: 1-877-536-3976  
Local: 1-408-962-0515



[www.atlona.com](http://www.atlona.com)

## TABLE OF CONTENTS

1. Introduction	2
2. Features	2
3. Package Contents	2
4. Specifications	2
5. Panel View	3
5.1. Front Panel	3
5.2. Rear Panel	3
6. Connection and Installation	3
7. Safety Information	5
8. Warranty	6
9. Atlona Product Registration	7

## INTRODUCTION

The 1x3 Component w/Audio Distribution Amplifier is the perfect solution for anyone who needs to send one source of high definition component video with Audio to multiple displays at the same time. It supports all component sources and displays. Supported resolutions up to 1080p.

## FEATURES

- Accepts one component w/audio input and splits the input to 3 identical and buffered outputs
- Resolutions supported: 480i, 480p, 576i, 576p, 720p, 1080i and 1080p
- High bandwidth performance-480MHz bandwidth at-3dB
- Supports SD (composite, YCbCr) and HDTV (YPbPr, RGsB) input signal
- Plug and Play

## PACKAGE CONTENT

- 1x3 Component w/audio Splitter
- One 6 foot Component cable
- 5V Universal Power Supply ( 110/220V )

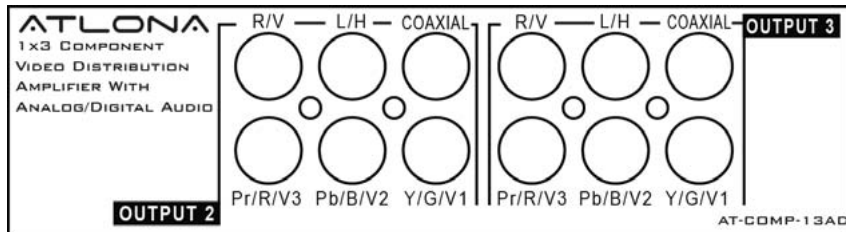
## SPECIFICATIONS

Video Input	YPbPr x1 or RGsB x1 (or RGBHV), or composite x3 1 Vp-p@ 75 ohm
Video Output	YPbPr x3, or RGsB(or RGBHV) x3, or composite 3x3
Audio Input	Coaxial (S/PDIF) x 1 + R/L x 1
Audio Output	Coaxial (S/PDIF) x 3 + R/L x 3
Analog audio input/output	Audio 2 Vrms max 47k ohm
Horizontal/Vertical sync	5Vp-p max; H frequency 10KHz~100KHz, V frequency 20Hz~200Hz
Video Bandwidth	480MHz (-3dB)
Video System	NTSC or Pal compatible
Resolution	up to 1080p
Differential gain	0.05%
Differential phase	0.05 degree
Power Supply	5V 2A~1A
Dimensions	5.5"W x 1.5"H x 4.1"D
Shipping Weight	3Lbs

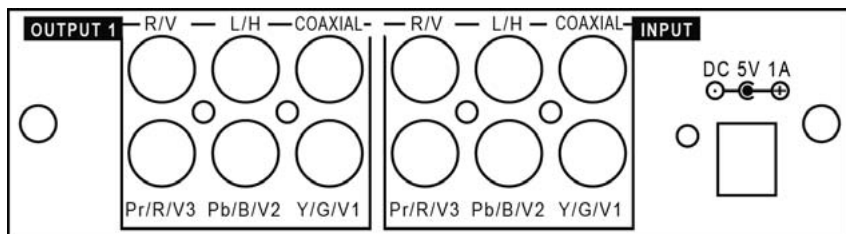


## PANEL VIEW

### 1. Front Panel




### 2. Rear Panel



## CONNECTION AND INSTALLATION

- Step 1. Connect Component Video (Red, Green, Blue) cables to your Source and to AT-COMP-13AD.
- Step 2. Connect Stereo Audio (Red, White) cables to your Source and to AT-COMP-13AD.
- Step 3. Connect Digital Coaxial Audio (Black or Orange) cable to your Source and to AT-COMP-13AD.
- Step 4. Connect Component Video (Red, Green, Blue) cables to your Displays and to AT-COMP-13AD.
- Step 5. Connect Stereo Audio (Red, White) cables to your Displays and to AT-COMP-13AD.
- Step 6. Connect Digital Coaxial Audio (Black or Orange) cable to your Displays and to AT-COMP-13AD.

When the distribution amplifier is plugged in, the LED in the top right corner will light up, notifying you that the amplifier is active.



## SAFETY INFORMATION

### Safeguards



To reduce the risk of electric shock, do not expose this product to rain or moisture



Do not modify the wall plug. Doing so will void the warranty and safety features.



If the wall plug does not fit into your local power socket, hire an electrician to replace your obsolete socket.



This equipment should be installed near the socket outlet and the device should be easily accessible in the case it requires disconnection.

### Precautions

FCC regulations state that any unauthorized changes or modifications to this equipment, not expressly approved by the manufacturer, could void the user's authority to operate this equipment.

Operate this product using only the included external power supply. Use of other power supplies could impair performance, damage the product, or cause fires.

In the event of an electrostatic discharge this device may automatically turn off. If this occurs, unplug the device and plug it back in.

Protect and route power cords so they will not be stepped on or pinched by anything placed on or against them. Be especially careful of plug-ins or cord exit points from this product.

Avoid excessive humidity, sudden temperature changes or temperature extremes.

Keep this product away from wet locations such as bathtubs, sinks, laundries, wet basements, fish tanks, and swimming pools.

Use only accessories recommended by Atlona to avoid fire, shock, or other hazards.

Unplug the product before cleaning. Use a damp cloth for cleaning and not cleaning fluid or aerosols.

Such products could enter the unit and cause damage, fire, or electric shock. Some substances may also mar the finish of the product.

Never open, remove unit panels, or make any adjustments not described in this manual. Attempting to do so could expose you to dangerous electrical shock or other hazards. It may also cause damage to your AT-COMP-13AD. Opening the product will void the warranty.

Do not attempt to service the unit. Disconnect the product and contact your authorized Atlona reseller or contact Atlona directly.

## WARRANTY

### Limited Warranty

Atlona Technologies warrants that (a) its products (the AT-COMP-13AD) will perform substantially in accordance with the accompanying written materials for a period of 3 years from the date of receipt and (b) that the product will be free from defects in materials and workmanship under normal use and service for a period of 3 years. In the event applicable law imposes any implied warranties, the implied warranty period is limited to 3 years from the date of receipt. Some jurisdictions do not allow such limitations on duration of an implied warranty, so the above limitation may not apply to customers that fall within those areas.

### Customer Remedies

Atlona Technologies' and its suppliers' entire liability and Customer's exclusive remedy shall be, at Atlona Technologies' decision, either return of the price paid for the product, repair, or replacement of the product that does not meet this Limited Warranty and which is returned to Atlona Technologies with a copy of the Customer's receipt. This Limited Warranty is void if failure of the product has resulted from accident, abuse, misapplication, or natural occurrence. In example but not limited to: power surges (electrical storms, local power outage), dropping the product (or items on the product), contact with fluids, and physical misconduct (i.e. kicking or punching). Any replacement product will be warranted for the remainder of the original warranty period.

### No other warranties

To the maximum extent permitted by applicable law, Atlona Technologies and its suppliers disclaim all other warranties, either expressed or implied, including, but not limited to, implied warranties of merchantability and fitness for a particular purpose, with regard to the product and any related written materials. This Limited Warranty gives customer specific legal rights. Customers may have other rights depending on the jurisdiction.

### No liability for damages

To the maximum extent permitted by applicable law, in no event shall Atlona Technologies or its suppliers be liable for any damages arising out of the use of or inability to use this product, even if Atlona Technologies has been advised of the possibility of such damages. Such damages include but are not limited to: special, incidental, consequential, or indirect damages for personal injury, loss of business profits, business interruption, loss of business information, or any other pecuniary loss.

Atlona Technologies' and its suppliers' entire liability under any provision of this agreement shall be limited to the amount actually paid by you for the product. Some Jurisdictions do not allow the exclusion or limitation of liability for consequential or incidental damage. The above limitations may not apply to you in such jurisdictional cases.

## ATLONA PRODUCT REGISTRATION

Thank you for purchasing this Atlona product. - We hope you enjoy it and will take an extra few moments to register your new purchase.

Registration creates an ownership record if your product is lost or stolen and helps ensure you'll receive notification of performance issues and firmware updates.

At Atlona, we respect and protect your privacy, assuring you that your registration information is completely secure. Atlona product registration is completely voluntary and failure to register will not diminish your limited warranty rights.

To register go to: **<http://www.atlona.com/registration>**